

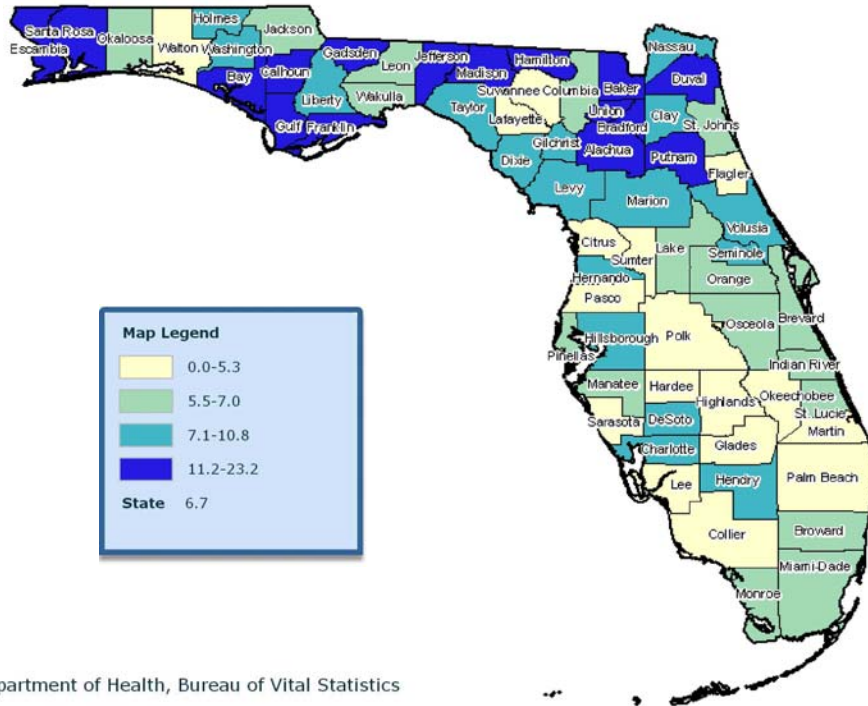
Hypertension & Hypertensive Renal Disease Mortality

Resident Hypertension & Hypertensive Renal Disease Mortality per 100,000 Population

Three year age-adjusted rates, 2007-2009

Florida Total

Age- Adjusted Essen Hypertension & Hypertensive Renal Disease 3-Year Death Rate, 2007-2009

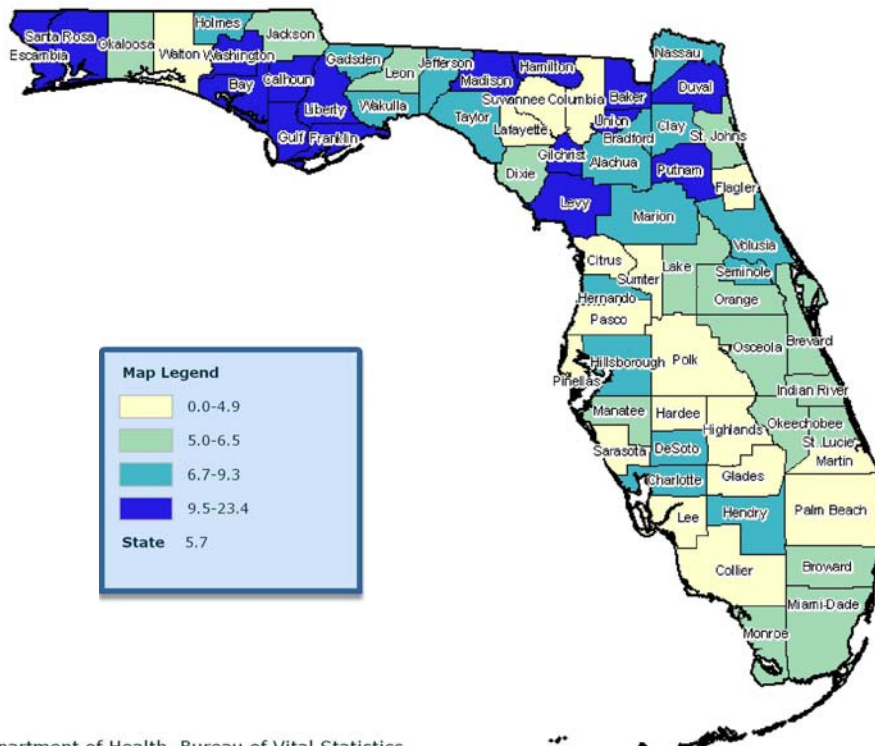


Data source: Florida Department of Health, Bureau of Vital Statistics

Data notes: ICD-10 Code(s): I10, I12, I15

White

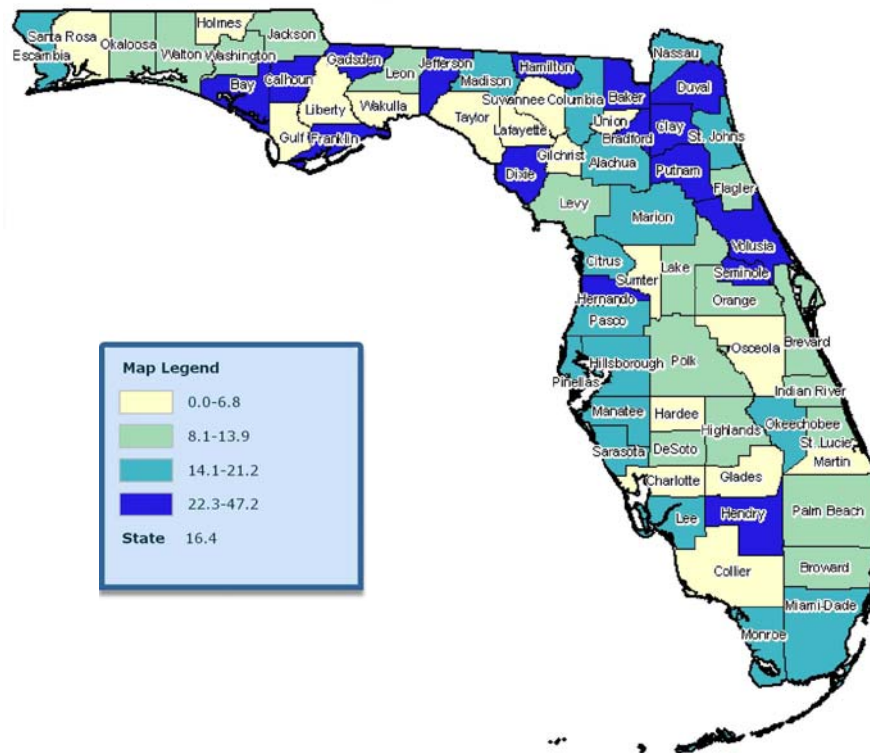
White 3-Year AADR - Essen Hypertension & Hypertensive Renal Disease, 2007-2009



Data source: Florida Department of Health, Bureau of Vital Statistics

Data notes: ICD-10 Code(s): I10, I12, I15

Black

Black 3-Year AADR - Essen Hypertension & Hypertensive Renal Disease, 2007-2009

Data source: Florida Department of Health, Bureau of Vital Statistics

Data notes: ICD-10 Code(s): I10, I12, I15

Hispanic

Due to low numbers of events, no map is available.

Data source: Florida Department of Health, Bureau of Vital Statistics

Data notes: ICD-10 Code(s): I10, I12, I15