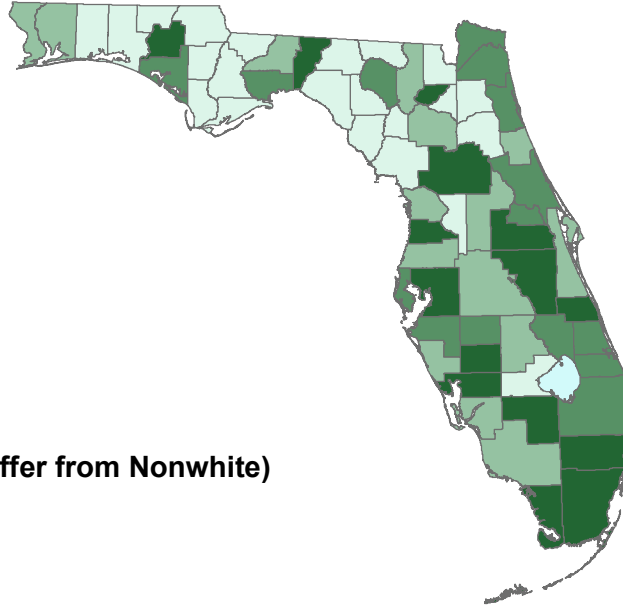


# HIV/AIDS Mortality

Resident HIV/AIDS Mortality per 100,000 Population  
5 year age-adjusted rates, 1999 - 2003, By County

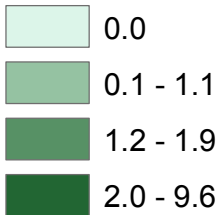
## White Females



### Legend

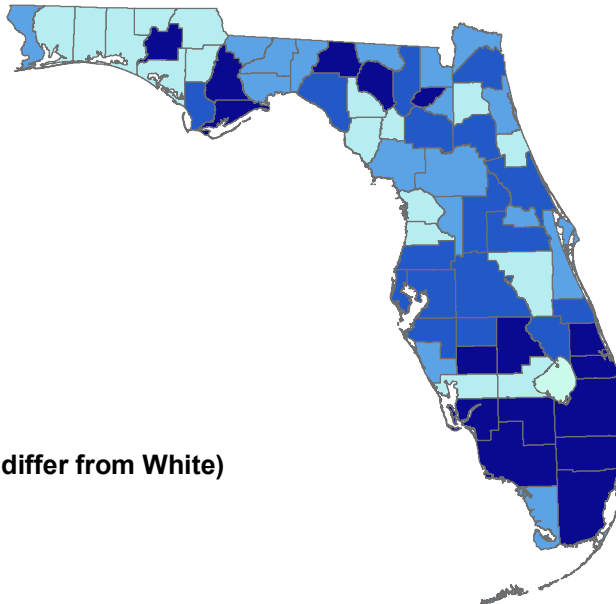
Rate per 100,000\*

White Females (Quartiles differ from Nonwhite)



Florida White Females: 1.7

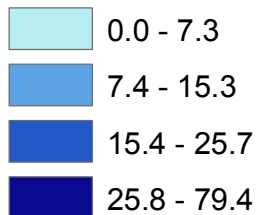
## Nonwhite Females



### Legend

Rate per 100,000\*

Nonwhite Females (Quartiles differ from White)



Florida Nonwhite Females: 28.2

\* Age adjusted to the 2000 U.S. Standard Population  
Data Source: Florida Office of Vital Statistics