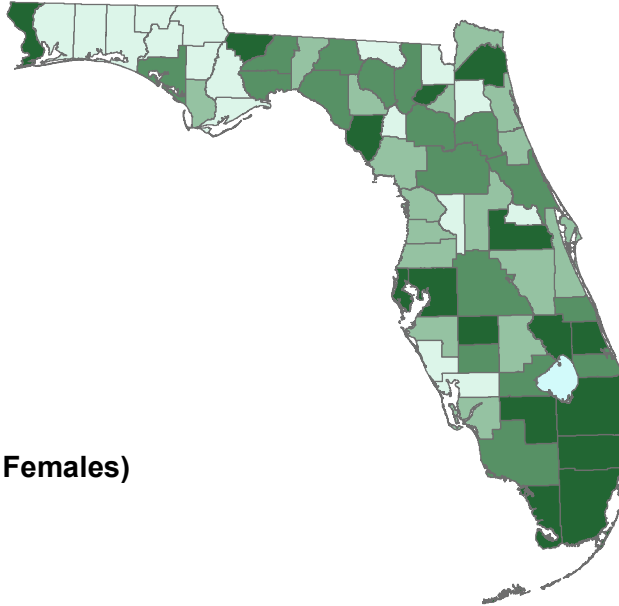


HIV/AIDS Mortality

Resident HIV/AIDS Mortality per 100,000 Population
5 year age-adjusted rates, 1999 - 2003, By County

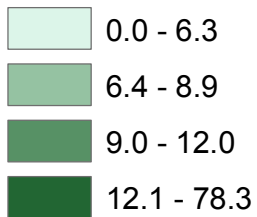
Males



Legend

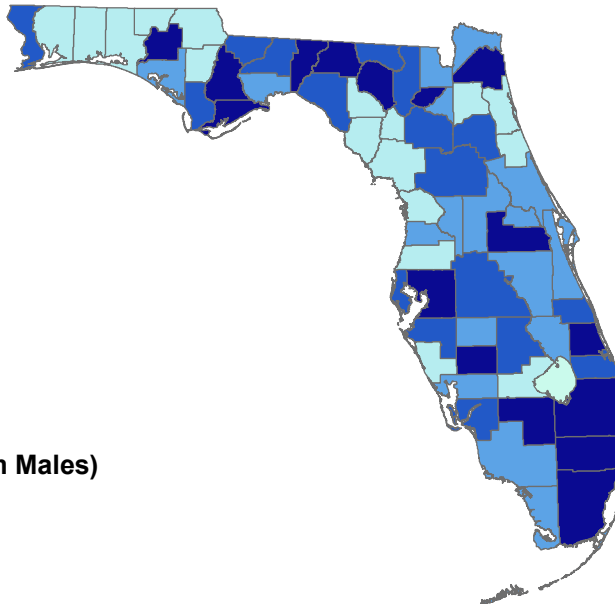
Rate per 100,000*

Males (Quartiles differ from Females)



Florida Males: 14.9

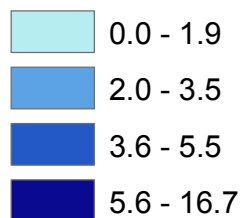
Females



Legend

Rate per 100,000*

Females (Quartiles differ from Males)



Florida Females: 6.6

* Age adjusted to the 2000 U.S. Standard Population
Data Source: Florida Office of Vital Statistics