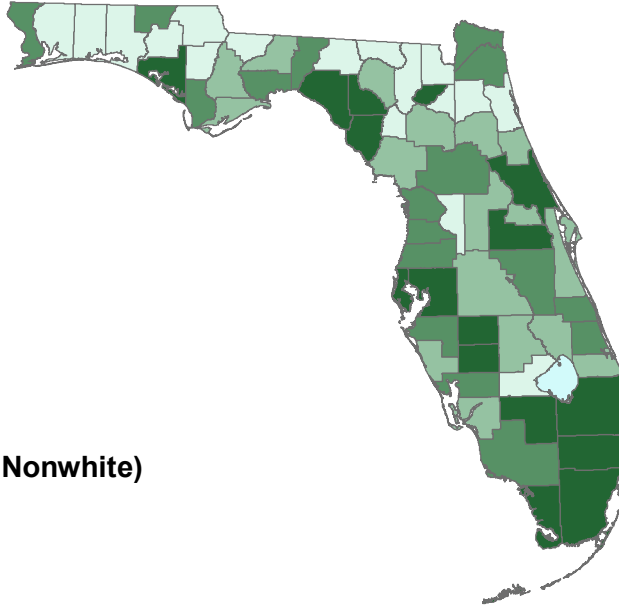


HIV/AIDS Mortality

Resident HIV/AIDS Mortality per 100,000 Population
5 year age-adjusted rates, 1999 - 2003, By County

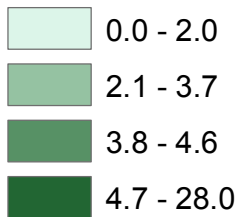
White



Legend

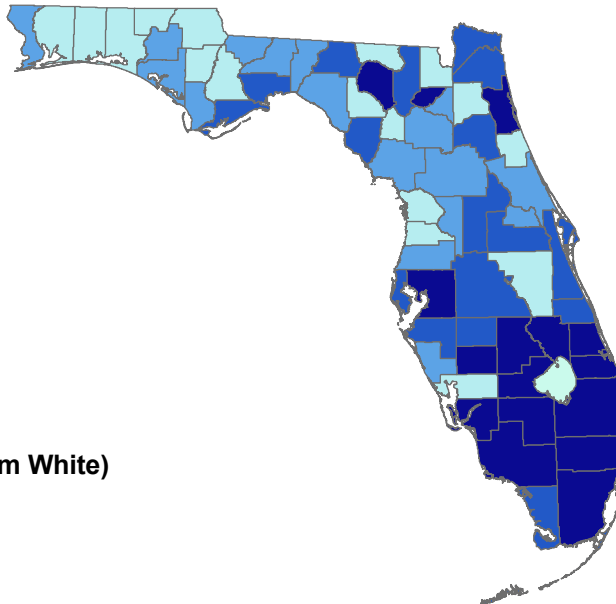
Rate per 100,000*

White (Quartiles differ from Nonwhite)



Florida White: 5.0

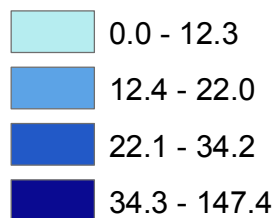
Nonwhite



Legend

Rate per 100,000*

Nonwhite (Quartiles differ from White)



Florida Nonwhite: 38.7

* Age adjusted to the 2000 U.S. Standard Population
Data Source: Florida Office of Vital Statistics