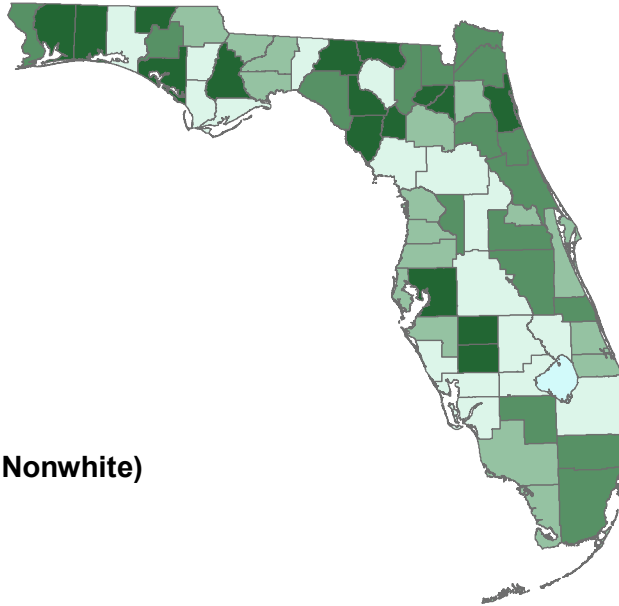


# Kidney Disease\* Mortality

Resident Kidney Disease Mortality per 100,000 Population  
5 year age-adjusted rates, 1979 - 1983, By County

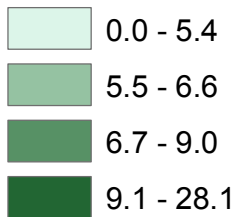
## White



### Legend

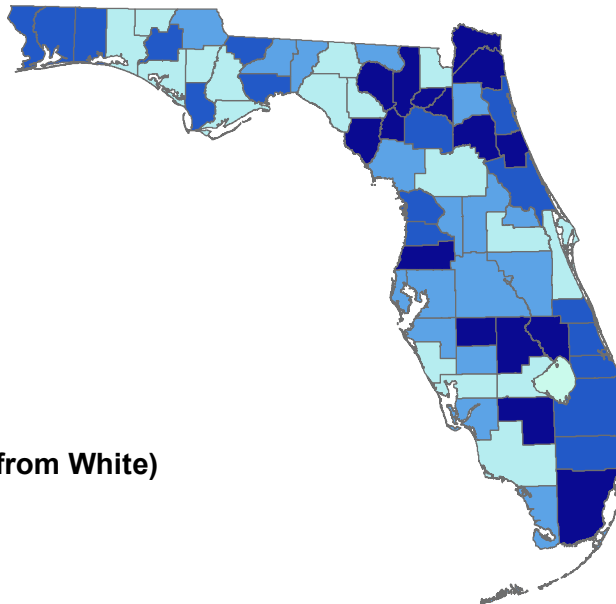
Rate per 100,000\*\*

White (Quartiles differ from Nonwhite)



Florida White: 6.7

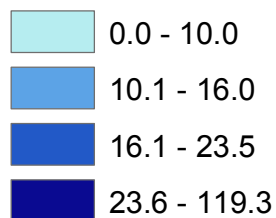
## Nonwhite



### Legend

Rate per 100,000\*\*

Nonwhite (Quartiles differ from White)



Florida Nonwhite: 18.7

\*Kidney Disease: Nephritis, Nephrotic Syndrome and Nephrosis Disease  
This disease group was not classified prior to 1979  
\*\* Age Adjusted to the 2000 U.S. Standard Population  
Data Source: Florida Office of Vital Statistics