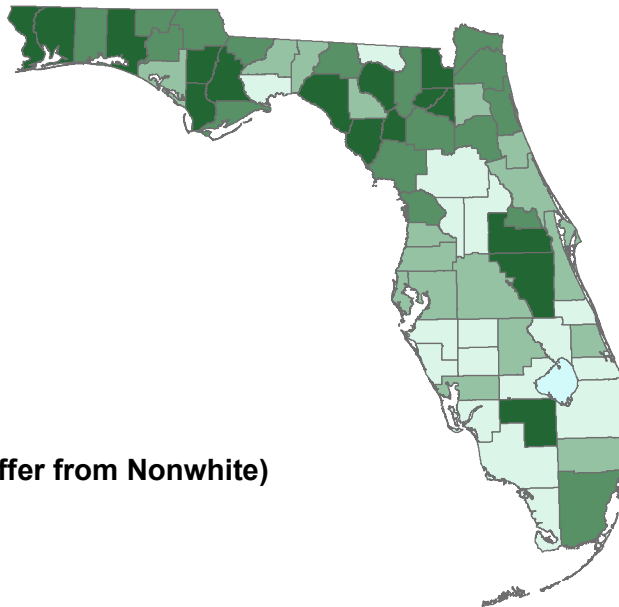


Kidney Disease* Mortality

Resident Kidney Disease Mortality per 100,000 Population
5 year age-adjusted rates, 1999 - 2003, By County

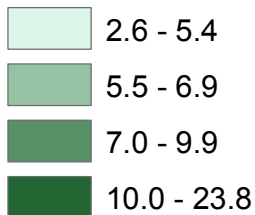
White Females



Legend

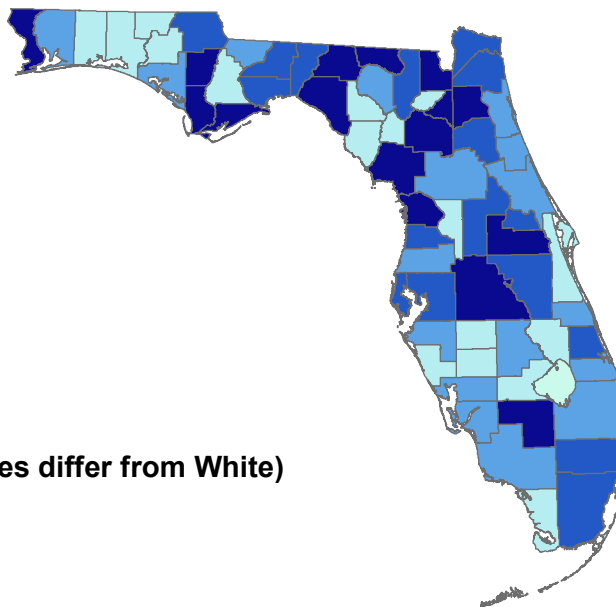
Rate per 100,000**

White Females (Quartiles differ from Nonwhite)



Florida White Females: 6.4

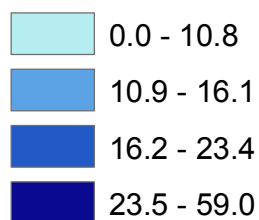
Nonwhite Females



Legend

Rate per 100,000**

Nonwhite Females (Quartiles differ from White)



Florida Nonwhite Females: 18.4

*Kidney Disease: Nephritis, Nephrotic Syndrome and Nephrosis Disease
** Age Adjusted to the 2000 U.S. Standard Population
Data Source: Florida Office of Vital Statistics