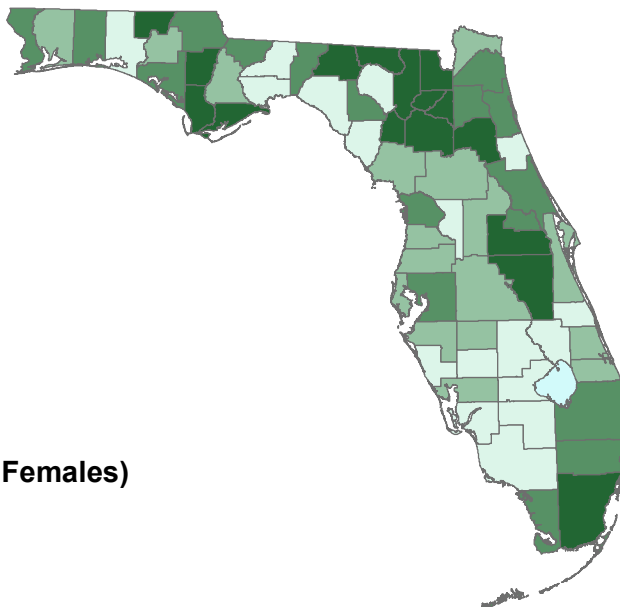


# Kidney Disease\* Mortality

Resident Kidney Disease Mortality per 100,000 Population  
5 year age-adjusted rates, 1999 - 2003, By County

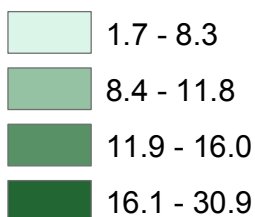
## Males



### Legend

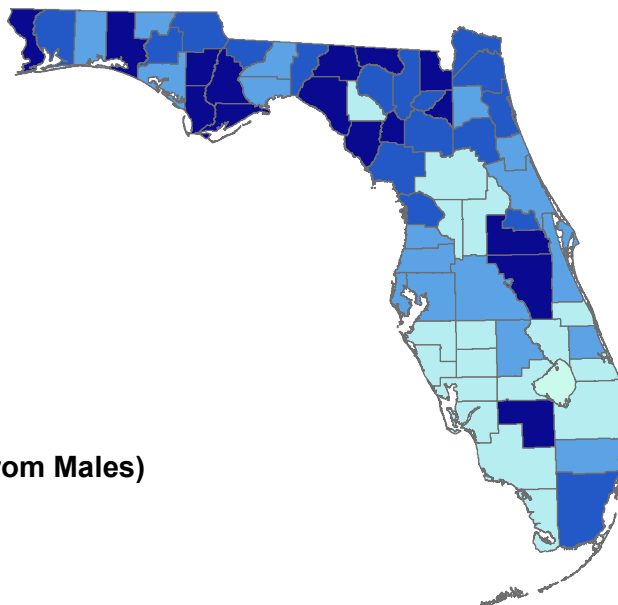
Rate per 100,000\*\*

Males (Quartiles differ from Females)



Florida Males: 12.4

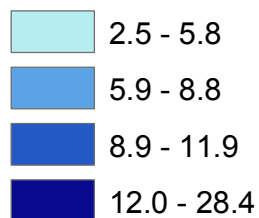
## Females



### Legend

Rate per 100,000\*\*

Females (Quartiles differ from Males)



Florida Females: 7.6

\*Kidney Disease: Nephritis, Nephrotic Syndrome and Nephrosis Disease  
\*\* Age Adjusted to the 2000 U.S. Standard Population  
Data Source: Florida Office of Vital Statistics