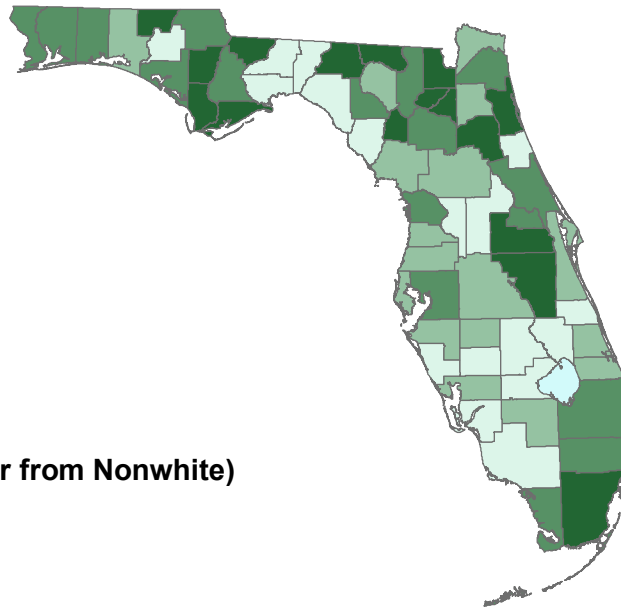


Kidney Disease* Mortality

Resident Kidney Disease Mortality per 100,000 Population
5 year age-adjusted rates, 1999 - 2003, By County

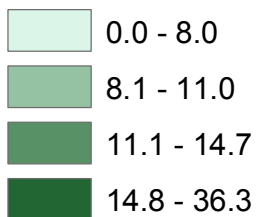
White Males



Legend

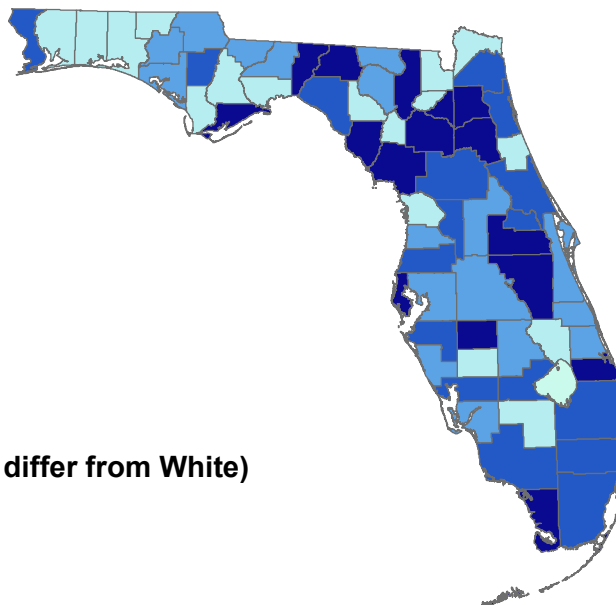
Rate per 100,000**

White Males (Quartiles differ from Nonwhite)



Florida White Males: 11.4

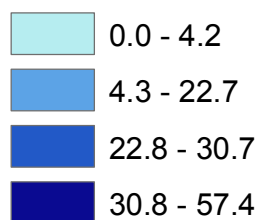
Nonwhite Males



Legend

Rate per 100,000**

Nonwhite Males (Quartiles differ from White)



Florida Nonwhite Males: 23.7

*Kidney Disease: Nephritis, Nephrotic Syndrome and Nephrosis Disease
** Age Adjusted to the 2000 U.S. Standard Population
Data Source: Florida Office of Vital Statistics