
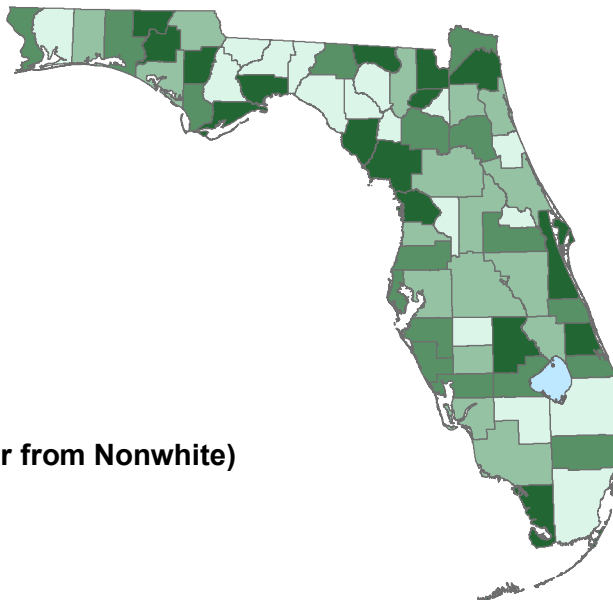


Chronic Liver Disease and Cirrhosis Mortality

Resident Chronic Liver Disease and Cirrhosis Mortality per 100,000 Population
5 year age-adjusted rate, 1999 - 2003, By County

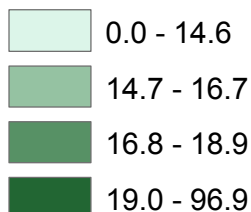
White Males



Legend

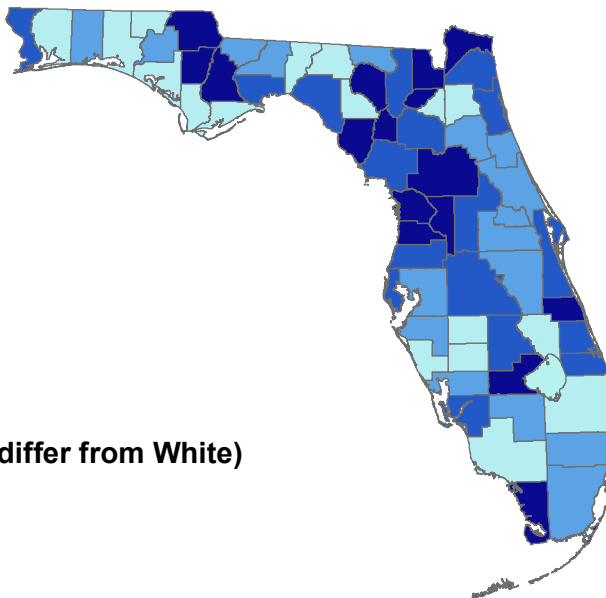
Rate per 100,000*

White Males (Quartiles differ from Nonwhite)



Florida White Males: 16.3

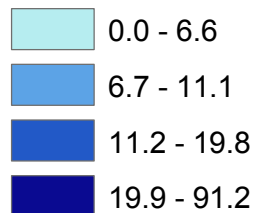
Nonwhite Males



Legend

Rate per 100,000*

Nonwhite Males (Quartiles differ from White)



Florida Nonwhite Males: 11.4

* Age adjusted to the 2000 U.S. Standard Population
Data Source: Florida Office of Vital Statistics