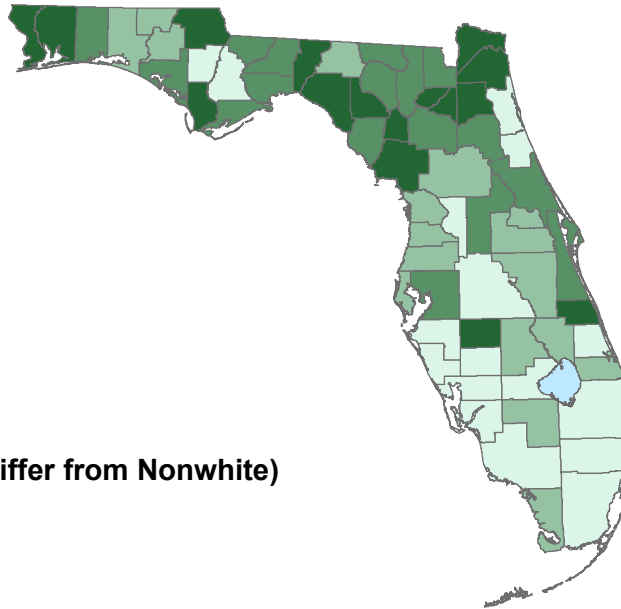


Stroke Mortality

Resident Stroke Mortality per 100,000 Population
5 year age-adjusted rates, 1999 - 2003, By County

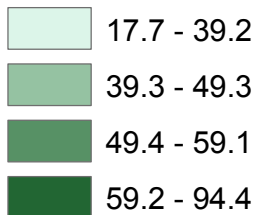
White Females



Legend

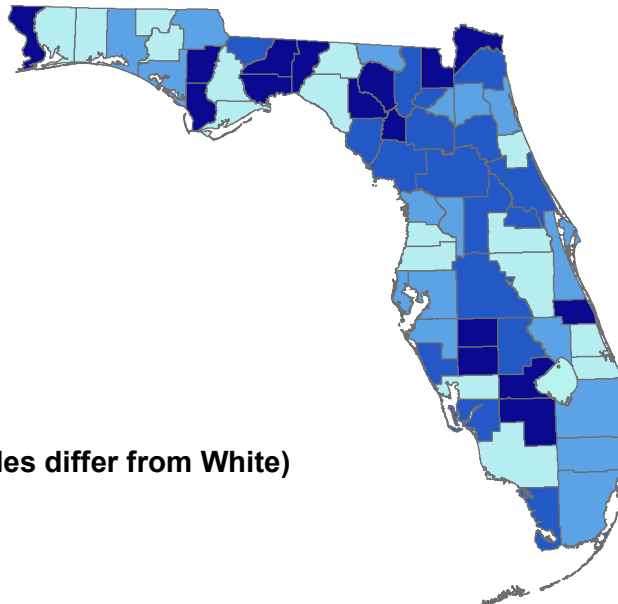
Rate per 100,000*

White Females (Quartiles differ from Nonwhite)



Florida White Females: 42.3

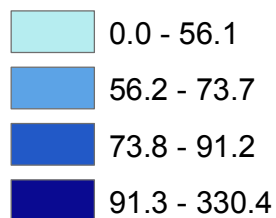
Nonwhite Females



Legend

Rate per 100,000*

Nonwhite Females (Quartiles differ from White)



Florida Nonwhite Females: 73.1

* Age adjusted to the 2000 U.S. Standard Population
Data Source: Florida Office of Vital Statistics