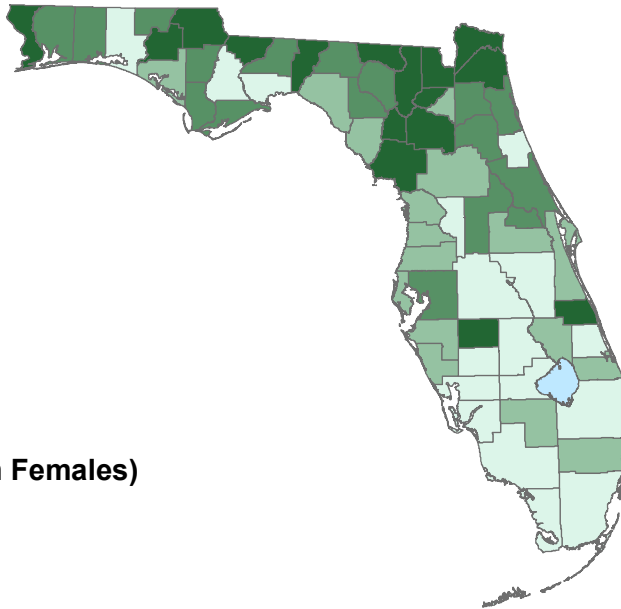


# Stroke Mortality

Resident Stroke Mortality per 100,000 Population  
5 year age-adjusted rates, 1999 - 2003, By County

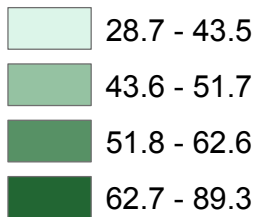
## Males



### Legend

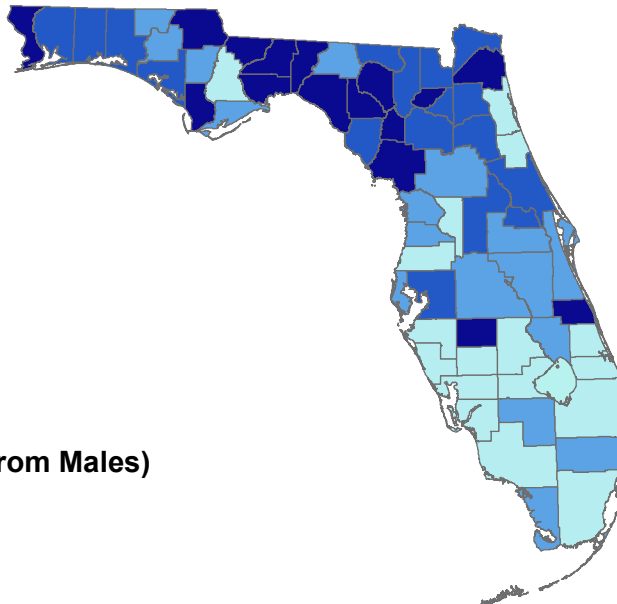
Rate per 100,000\*

Males (Quartiles differ from Females)



Florida Males: 47.7

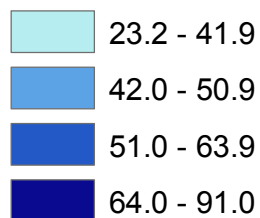
## Females



### Legend

Rate per 100,000\*

Females (Quartiles differ from Males)



Florida Females: 45.2

\* Age adjusted to the 2000 U.S. Standard Population  
Data Source: Florida Office of Vital Statistics