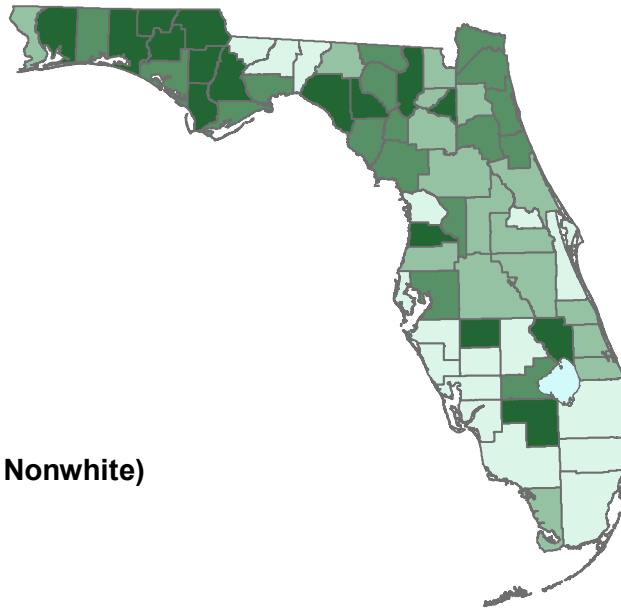


# Total Mortality

Resident Total Mortality per 100,000 Population  
5 year age-adjusted rates, 1970 - 1974, By County

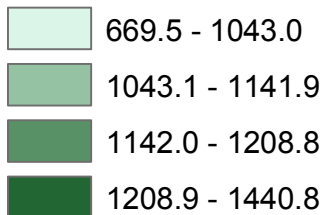
## White



### Legend

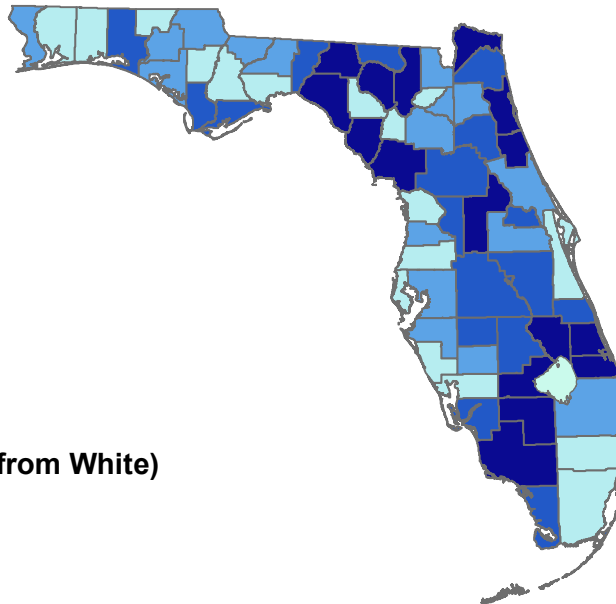
Rate per 100,000\*

White (Quartiles differ from Nonwhite)



Florida White: 1052.8

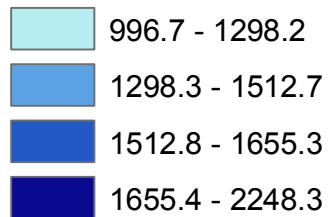
## Nonwhite



### Legend

Rate per 100,000\*

Nonwhite (Quartiles differ from White)



Florida Nonwhite: 1450.7

\* Age adjusted to the 2000 U.S. Standard Population  
Data Source: Florida Office of Vital Statistics